




Delivery

### A. 2 WIRE ISOLATED TRANSMITTERS WITH INDICATION

- ☆ . Input and Output Isolation
  - ☆ . 12 - 36 V DC supply ( 24 V DC Nominal )
  - ☆ . Panel mounted, Wall mounted & Flame proof Housing option
  - ☆ . Integral 3 1/2 LCD Indicator
  - ☆ . 72 x 72 x 110 mm Panel Mounting
- |           |  |       |
|-----------|--|-------|
|           |  | Weeks |
| 1. A2210  | : Engineering Unit Transmitter ( mV / mA I/P )             | 02    |
| 2. A2220  | : Temperature Transmitter ( RTD, T/C I/P )                 | 02    |
| 3. A2230  | : Pressure Transmitter ( Pressure, Level, Flow Xmitters )  | 02    |
| 4. A2240  | : Potentiometer Transmitter ( Position & Level Xmitter )   | 02    |
| ☆. Option | : Transmitter without Indication                           | 02    |
| ☆. Option | : FP1 - Explosion Proof Housing IS : 2148 for Gr IIA & IIB | 04    |
| ☆. Option | : FP2 - Explosion Proof Housing IS : 2148 for Gr IIA & IIB | 04    |



### B. 4 WIRE ISOLATED TRANSMITTERS WITH INDICATION

- ☆ . Three Port Isolation
  - ☆ . Auxiliary Power Supply of 230 V AC
  - ☆ . Panel mounted, Wall mounted & Flame proof Housing option
  - ☆ . Integral 3 1/2 LCD / LED Indicator
  - ☆ . 72 x 72 x 110 mm Panel Mounting
- |           |  |    |
|-----------|--|----|
| 1. A4210  | : Engineering Unit Transmitter ( mV / mA I/P )             | 02 |
| 2. A4220  | : Temperature Transmitter ( RTD, T/C I/P )                 | 02 |
| 3. A4230  | : Pressure Transmitter ( Pressure, Level, Flow Xmitters )  | 02 |
| 4. A4240  | : Potentiometer Transmitter ( Position & Level Xmitters )  | 02 |
| 5. A4250  | : Frequency Transmitter ( Rpm, Flow Xmitters )             | 02 |
| ☆. Option | : Transmitter without Indication                           | 02 |
| ☆. Option | : 24 V DC Auxiliary supply option                          | 02 |
| ☆. Option | : Additional 4 - 20 mA output /s                           | 02 |
| ☆. Option | : FP2 - Explosion Proof Housing IS : 2148 for Gr IIA & IIB | 04 |



### C. MAINS POWERED INDICATORS ( DIGITAL PANEL METERS )

- ☆ . Loop current , RTD, T/C, mV Inputs.
  - ☆ . 72 x 72 x 110 mm ( 12.7 mm [ 0.5" ] LCD / LED )
  - ☆ . Panel mounted, Wall mounted & Flame proof Housing option
  - ☆ . 230 V AC Mains Powered Indicators
  - ☆ . 72 x 144 x 150 mm ( 25.4 mm [ 1" ] LED )
- |                |  |   |    |
|----------------|--|---|----|
| 1. A4110       | : Standard Indicator   | 12.7mm ( 0.5" ) LCD Ind. ( 0- 100 % ) scale   | 01 |
| 2. A4120       | : Universal Indicator  | 12.7mm ( 0.5" ) LCD Ind. Prog. Span & Zero 01 |    |
| 3. A4150       | : Standard Indicator   | 14.2mm ( 0.56" ) LED Ind. ( 0- 100 % ) scale  | 01 |
| 4. A4151       | : Standard Indicator   | 25.4mm ( 1" ) LED Ind. ( 0- 100 % ) scale     | 01 |
| 5. A4160       | : Universal Indicator  | 14.2mm ( 0.56" ) LED Ind. Prog. Span & Zero   | 01 |
| 6. A4161       | : Universal Indicator  | 25.4mm ( 1" ) LED Ind. Prog. Span & Zero      | 01 |
| 7. A4162 - FP1 | : Universal Indicator - FP1                                      | 14.2mm ( 0.56" ) LED, FP1- IS:2148 Encl.      | 04 |
| 8. A4170       | : Multipoint Mini Digital Indicator                              | 14.2mm ( 0.56" ) LED, 2 Ch. Ind. 72x72 mm     | 01 |
| 9. A4172       | : Digital Indicator  | 50.8mm ( 2" ) LED, 3 Digit Ind. 96x192 mm     | 01 |
| ☆. Option      | : 24 V DC Auxiliary supply option                                |   |    |
| ☆. Option      | : 100mm ( 4" ), 150mm ( 6" ), 200mm ( 8" ) LED Indication option |   |    |
| ☆. Option      | : FP2 - Explosion Proof Housing IS : 2148 for Gr IIA & IIB       |   |    |





Delivery


### D . LOOP POWERED INDICATORS WITH TRANSMISSION OPTION ( FIELD INDICATORS )

Weeks

- ☆ . Loop Powered Indicators
- ☆ . Standard Indicators Display of 0 - 100 %
- ☆ . Panel mounted, Wall mounted & Flame proof Housing option
- ☆ . 72 x 72 x 110 mm ( H x W x D )
- ☆ . Universal Indicators are Field Programmable

- |           |                             |  |    |
|-----------|-----------------------------|--|----|
| 1. A 2110 | : Standard Indicator - T72  | 12.7mm (0.5") LCD Ind. (0- 100 % ) scale | 01 |
| 2. A 2120 | : Universal Indicator - T72 | 12.7mm (0.5") LCD Ind. Prog. Span & Zero | 01 |

- ☆. Option : FP1 - Explosion Proof Housing IS : 2148 for Gr IIA & IIB 04



### E . MULTIPOINT INDICATORS WITH TRANSMISSION OPTION

- ☆ . Loop current , RTD, T/C, mV Inputs.
- ☆ . 96 x 96 x 150 mm ( 14.2 mm [ 0.56" ] LED )
- ☆ . Panel mounted, Wall mounted & Flame proof Housing option
- ☆ . 230 V AC Mains Powered Indicators
- ☆ . 96 x 192 x 150 mm ( 12 Way Only )

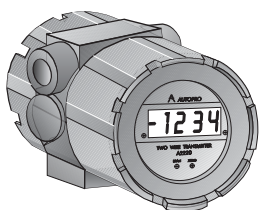
- |          |                                   |                                       |    |
|----------|-----------------------------------|---------------------------------------|----|
| 1. A4181 | : 2 Way Multipoint Indicator      | 14.2mm (0.56") LED Ind. Rotary Switch | 01 |
| 2. A4182 | : 4 Way Indicator                 | 14.2mm (0.56") LED Ind. Rotary Switch | 01 |
| 3. A4183 | : 6 Way Indicator                 | 14.2mm (0.56") LED Ind. Rotary Switch | 01 |
| 4. A4184 | : 8 Way Indicator                 | 14.2mm (0.56") LED Ind. Rotary Switch | 01 |
| 5. A4186 | : 12 Way Indicator                | 14.2mm (0.56") LED Ind. Rotary Switch | 01 |
| 6. A4190 | : 2 - 8 Way Auto / Manual Scanner | 14.2mm (0.56") LED Key Pad operation  | 01 |

- ☆. Option : FP1 - Explosion Proof Housing IS : 2148 for Gr IIA & IIB 04

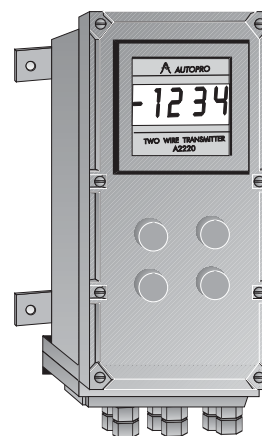


### ENCLOSURES

☆ . FP1 : Flame proof housing 1.  
2" Pipe mounting



☆ . FP2 : Flame proof housing 2.  
Wall mounting enclosure



Kindly contact factory for other enclosure options.

# AUTOPRO

Factory : 117, Manish Industrial Estate No. 3, Vasai ( E ), Dist. : Thane, MAH, 401 210 .

☎ : + 91 - 250 - 239 0006, 239 0269 ☎ / fx : + 91 - 250 - 239 0813

Email : [autopro@vsnl.net](mailto:autopro@vsnl.net) Web : [www.autoproinstrumentation.com](http://www.autoproinstrumentation.com)

☆ AUTOPRO IS THE FIRST NAME FOR THE LAST WORD IN INNOVATIVE INSTRUMENTATION ☆